

Flood:ED Resilience Plan Worksheet

Flood:ED Challenge

Use this worksheet to write your Flood Resilience Plan and submit this with your Flood:ED Challenge. You're welcome to submit your plan in a different format if you would like (e.g, in another written form, video, Google Slide, etc).

A Reminder: What is a Flood Resilience Plan?

- Flood resilience or resilient flood risk strategies are efforts we can undertake to reduce the impacts of all the risks from flooding - these can include taking steps to protect our property, prevent floods from happening, and prepare for all types of flooding possibilities.
- Flood resilience should include all of these steps, but they don't have to be of equal importance depending on unique requirements of each case!
- Flood resilience also includes recovering from the crises through financial insurance assistance and through assistance from governmental institutions, including sharing floodproofing information with individuals so that they can take the right steps to floodproof their homes on their own.

Examples to Help You Get Started:






To help you with writing your school's Flood Resilience Plan (page 4 - 9), look at some of these resources and examples for ideas on how to better prepare for flooding:

1. Readiness and Emergency Management for Schools Guide: https://rems.ed.gov/docs/K12FloodFactSheet_508C.pdf
2. School Safety: Developing a Flood Preparation Plan - <https://www.hydrologicalsolutions.com/blog/protecting-residential-commercial-properties/school-safety-developing-a-flood-preparation-plan/>
3. FloodSmart Canada Infographics: <http://floodsmartcanada.ca/infographics/>
4. Toronto and Region Conservation Authority Flood Risk Management: <https://trca.ca/conservation/flood-risk-management/>

Flood:ED Resilience Plan Worksheet

Flood:ED Challenge

What should your Flood Resilience Plan include?

	Introduction: Tell us the name and location of your school, and a little bit about the team who put this plan together. We would love to see photos and videos of learners in action as they work on this challenge!
	Summary: Identify and describe in 5 - 7 sentences what is your proposed plan for preparing your school against flooding - e.g., Why is flood preparedness important for your school? What does your plan include? How will it help prepare against flooding? Briefly, explain how your plan will work.
	Flood Risk Assessment: Briefly explain if flooding is a concern for your school, why or why not? (Hint: use information gathered from step 5 in the "Preparing for Flood Resilience" activity to help inform this analysis)
	Stakeholder Engagement: Describe who your stakeholders are for flood preparedness in school. How did you identify them? Explain how you engaged with these stakeholders when putting the flood resilience plan together? How did their input help inform the plan and did you include their input in the plan? (Hint: Stakeholders are all the people who are connected to your school and use the building in some capacity, for example the students, the teachers, the staff, the parents of students attending the school and so on. Think about how each stakeholder group will be impacted if your school was to get flooded? This should help you identify the stakeholders and inform how to engage with them)
	How Will I Make My School Flood Resilient? 1. Identify all steps you will take to make your school resilient against flooding so that everyone in the school is prepared in the event of flooding. Below are some suggested areas to consider, however you are welcome to explore and include other ideas too!

Flood:ED Resilience Plan Worksheet

Flood:ED Challenge

- a. Communication Plan: How will you inform everyone in the school about risks of flooding and what to do in the emergency event of flooding? How will you communicate your plan with everyone in the school beforehand to better prepare for flooding? How will you communicate with everyone for providing updates during an event of flooding? Who will be in charge in the school for leading this task?
- b. Safety Plan for Students and Staff: The most important goal of a flood resilience plan should be the safety of all the people in the school during a flooding event. Briefly explain what is your plan for ensuring the safety of all students and staff members in case of flooding - does your school have an emergency plan? Are students and staff aware of this plan? How is this safety plan being communicated to all people in the school?
- c. Property and Equipment Protection: Explain what steps can your school take to make the building property more resilient to flooding in order to protect the property from flood damage. Can you suggest any actions for protecting special school equipment (such as computer labs, libraries, science labs, sports equipment etc?)
- d. Flood Insurance: Does your school have flood insurance? How does flood insurance protect your school against flooding? (Hint: contact your facilities department to understand how the school's flood insurance protects the building and everything inside it!)
- e. Behaviour Change: Preparing for a flooding event is a continuous process and needs constant reminders. Briefly explain the steps you can take to inspire behaviour change in fellow students to be prepared for and protect against flooding.



Conclusion: Summarize your key findings and main takeaways!

Flood:ED Resilience Plan Worksheet



Flood:ED Challenge

Flood Resilience Plan

Write your Flood Resilience Plan in each of the sections below. You can add more pages if needed.

Introduction: Tell us the name and location of your school, and a little bit about the team who put this plan together. We would love to see photos and videos of learners in action as they work on this challenge!

Flood:ED Resilience Plan Worksheet



Flood:ED Challenge

Summary: Identify and describe in 5 - 7 sentences what is your proposed plan for preparing your school against flooding - e.g., Why is flood preparedness important for your school? What does your plan include? How will it help prepare against flooding? Briefly, explain how your plan will work.

Flood:ED Resilience Plan Worksheet

Flood:ED Challenge

Flood Risk Assessment: Briefly explain if flooding is a concern for your school, why or why not? (Hint: use information gathered from step 5 in the “Preparing for Flood Resilience” activity to help inform this analysis)

Flood:ED Resilience Plan Worksheet



Flood:ED Challenge

Stakeholder Engagement: Describe who your stakeholders are for flood preparedness in school. How did you identify them? Explain how you engaged with these stakeholders when putting the flood resilience plan together? How did their input help inform the plan and did you include their input in the plan?

Flood:ED Resilience Plan Worksheet



Flood:ED Challenge

How Will I Make My School Flood Resilient? Identify all steps you will take to make your school resilient against flooding so that everyone in the school is prepared in the event of flooding. Refer to page 3 for more details.

Flood:ED Resilience Plan Worksheet



Flood:ED Challenge

Conclusion: Summarize your key findings and main takeaways!